

# Vital Stats

## Profile of the 17<sup>th</sup> Odisha Legislative Assembly

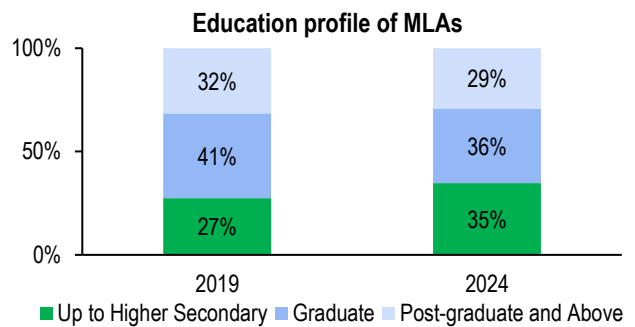
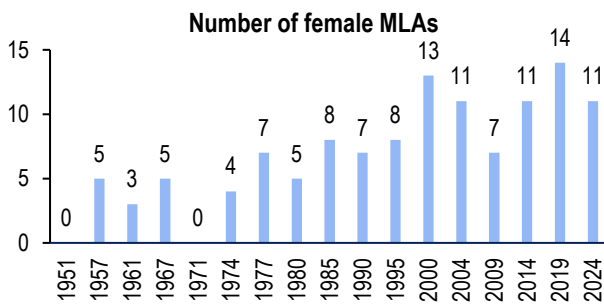
Results of the election to the 17<sup>th</sup> Odisha Legislative Assembly were declared on June 4, 2024. The Odisha Assembly has 147 seats. This note compares the profiles of the incoming elected Members of Legislative Assembly (MLAs) with that of the previous term of the Assembly.

### BJP wins majority with 53% seats; BJP's share reduces from 77% to 35%

Party	2014	2019	2024
Bharatiya Janata Party (BJP)	10	23	78
Biju Janata Dal (BJD)	117	113	51
Indian National Congress (INC)	16	9	14
Communist Party of India (Marxist) CPI(M)	1	1	1
Samata Kranti Dal (SKD)	1	-	-
Independent	2	1	3
<b>Total</b>	<b>147</b>	<b>147</b>	<b>147</b>

- BJP's seat share in the Assembly has increased from 16% in 2019 to 53% in 2024, while BJD's seat share has fallen from 77% in 2019 to 35% in 2024.

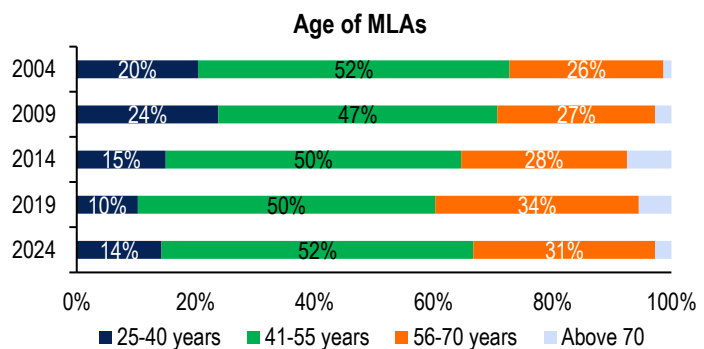
### Number of female representatives decreases; fewer MLAs with a graduate degree



- In 2024, 11 women have been elected to the Odisha Assembly, three less than in 2019. Women's proportion among elected members stands at 7%, a fall from 10% in the previous term.
- Proportion of MLAs with at least an undergraduate degree has reduced from 73% in 2019 to 65% in 2024.

### The average age of Assembly remains similar

- The average age of MLAs in the new Assembly is 51. It was 53 in 2019.
- The share of MLAs in the 25–40 years age bracket has gone up from 10% in 2019 to 14% in 2024. The proportion of MLAs who are above 55 years has decreased from 40% to 33%.



Note: In 2019, a candidate won from two constituencies; age and education numbers have been adjusted accordingly. This analysis does not account for any changes in the Assembly due to bye-elections.

Sources: Election Commission of India ([results.eci.gov.in](https://results.eci.gov.in)); Candidate Affidavits uploaded on ECI; MyNeta (<https://www.myneta.info>); PRS.

DISCLAIMER: This document is being furnished to you for your information. You may choose to reproduce or redistribute this report for non-commercial purposes in part or in full to any other person with due acknowledgement of PRS Legislative Research ("PRS"). The opinions expressed herein are entirely those of the author(s). PRS makes every effort to use reliable and comprehensive information, but PRS does not represent that the contents of the report are accurate or complete. PRS is an independent, not-for-profit group. This document has been prepared without regard to the objectives or opinions of those who may receive it.