

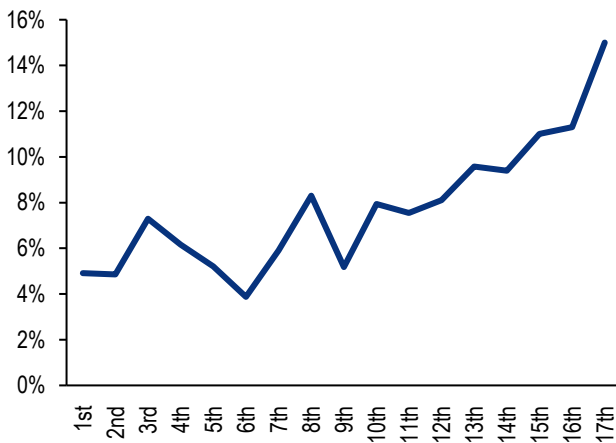
Vital Stats

Women in Parliament and State Assemblies

The Constitution (One Hundred and Twenty-Eighth Amendment) Bill, 2023 was introduced in Lok Sabha on September 19, 2023. The Bill seeks to reserve one-third of all seats for women in Lok Sabha and State Legislative Assemblies. A similar Bill had been introduced in Rajya Sabha in 2008, and was passed by the House two years later. It lapsed after the dissolution of the 15th Lok Sabha in 2014. This note takes a look at participation of women in Parliament and State Legislative Assemblies.

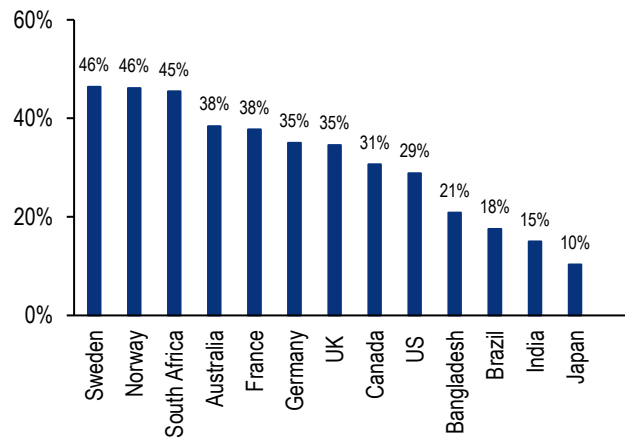
Slow rise in the representation of women in Lok Sabha

Percentage of women MPs in Lok Sabha



Sources: Gender-Wise Statistical List, Lok Sabha, 2019; PRS.

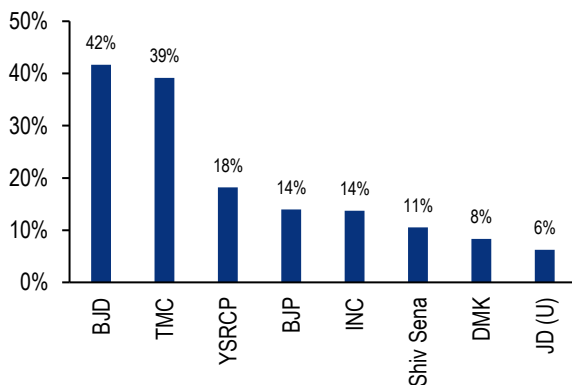
Percentage of women in some national legislatures



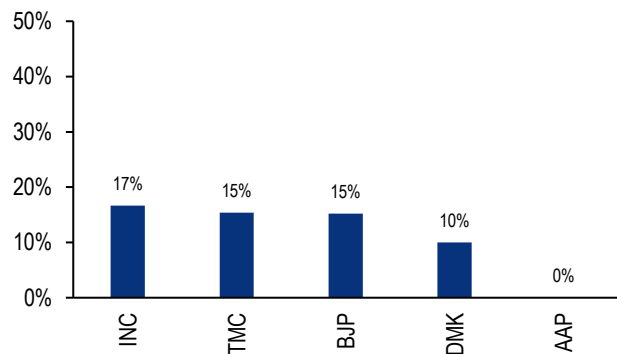
Sources: Inter-Parliamentary Union Website as accessed on September 19, 2023; PRS.

- Women representation in Lok Sabha has increased from 5% in the first Lok Sabha to 15% in the current Lok Sabha.
- Scandinavian countries such as Sweden and Norway, and South Africa have more than 45% women representation in their national legislatures. Japan at 10%, lags behind India.

Party wise representation of women in Lok Sabha



Party wise representation of women in Rajya Sabha



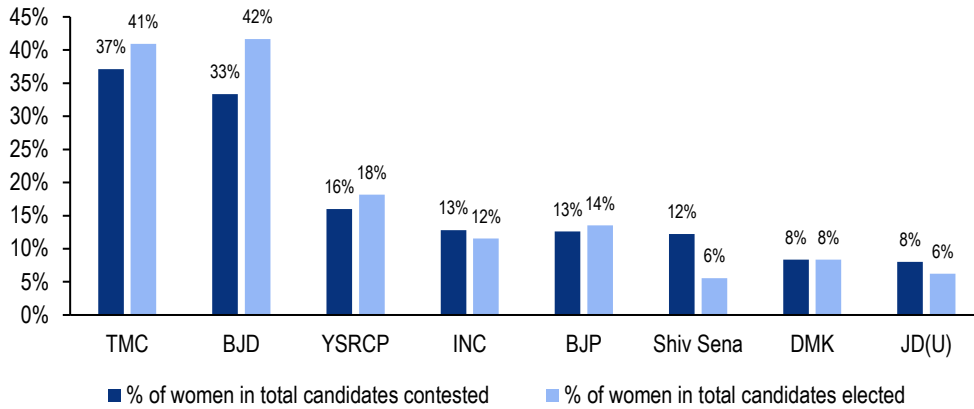
Note: Only parties with 10 or more members are shown.

Sources: Lok Sabha and Rajya Sabha Websites as accessed on September 19, 2023; PRS.

- Currently, 15% of Lok Sabha MPs and 13% of Rajya Sabha MPs are women.
- Among parties with more than 10 seats in Lok Sabha, 42% of BJD MPs and 39% of TMC MPs are women. In Rajya Sabha, 17% of INC MPs are women.

No difference in 'winnability' of men and women candidates

Percentage of women in total candidates contested and elected in the 2019 general election

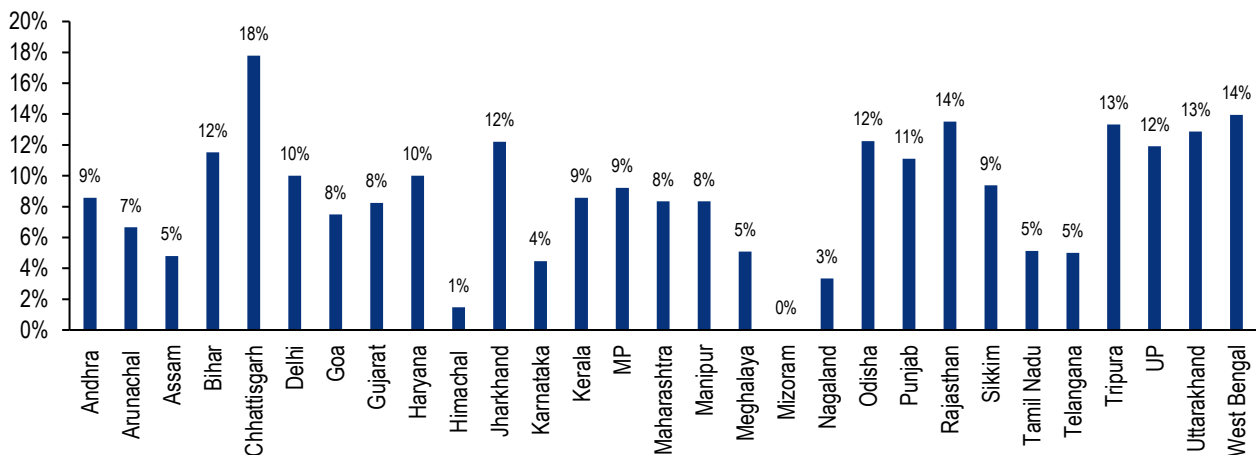


Sources: Statistical Reports of General Election 2019, Election Commission of India; PRS.

- TMC and BJD fielded the highest proportion of women candidates. Across parties with 10 or more MPs, women were as likely to win as men.

9% of MLAs are women

Percentage of women MLAs in State Assemblies

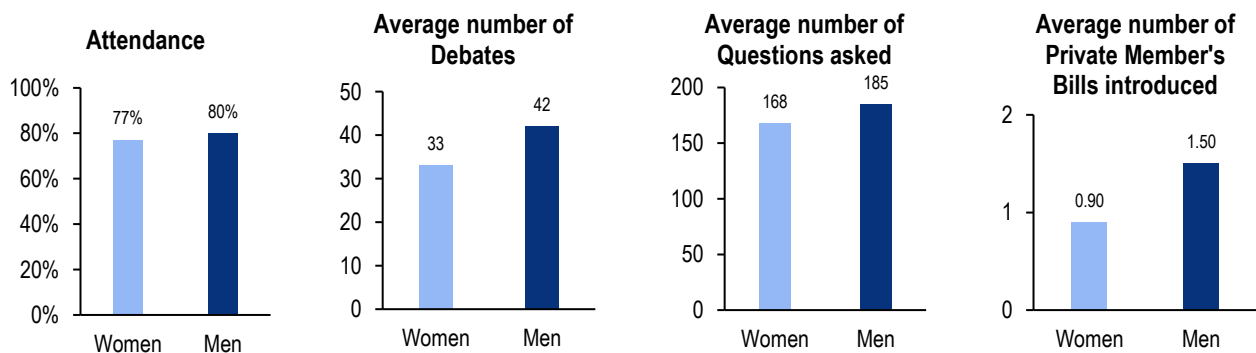


Note: This does not include data for Puducherry and Sikkim.

Sources: Websites of State Assemblies; PRS.

- No state has more than 20% women representation in its Assembly. Chhattisgarh has the highest representation with 18% women MLAs, while Himachal Pradesh has just one woman MLA and Mizoram has none.

Participation of women marginally less than men in the 17th Lok Sabha

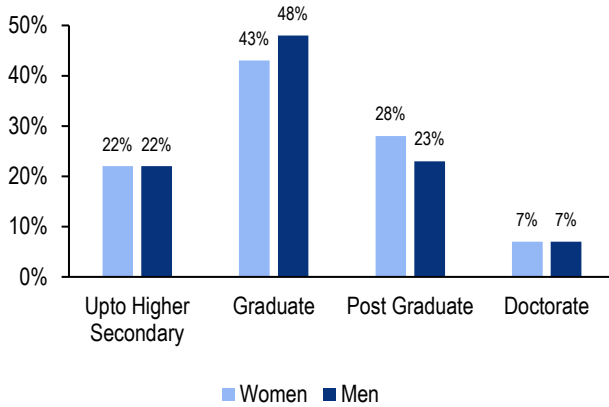


Sources: Lok Sabha Website; PRS

- Both men and women have more than 75% attendance in Lok Sabha. Attendance and participation in Lok Sabha ensure that members are performing their legislative duties.

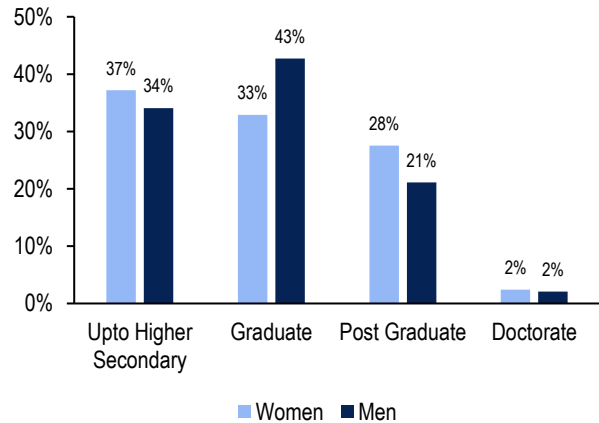
Women and men legislators have similar educational backgrounds

Educational Qualification of MPs in the 17th Lok Sabha



Note: Based on data available for 464 MPs.
Sources: Lok Sabha Website; PRS.

Educational Qualifications of MLAs in State Assemblies



Note: Based on data available for 4,030 MLAs.
Sources: Websites of States Assemblies, Election Affidavits, Election Commission India; PRS.

- There is no significant difference in the educational qualifications of men and women legislators.

DISCLAIMER: This document is being furnished to you for your information. You may choose to reproduce or redistribute this report for non-commercial purposes in part or in full to any other person with due acknowledgement of PRS Legislative Research (“PRS”). The opinions expressed herein are entirely those of the author(s). PRS makes every effort to use reliable and comprehensive information, but PRS does not represent that the contents of the report are accurate or complete. PRS is an independent, not-for-profit group. This document has been prepared without regard to the objectives or opinions of those who may receive it.